

BASIX™ Certificate

Building Sustainability Index

www.planningportal.nsw.gov.au/development-and-assessment/basix

Alterations and Additions

Certificate number: A1796438

This certificate confirms that the proposed development will meet the NSW government's requirements for sustainability, if it is built in accordance with the commitments set out below. Terms used in this certificate, or in the commitments, have the meaning given by the document entitled "BASIX Definitions" dated 10/09/2020 published by the Department. This document is available at www.planningportal.nsw.gov.au/definitions

Secretary

Date of issue: Wednesday, 21 May 2025

To be valid, this certificate must be lodged within 3 months of the date of issue.



Project address

Project name	72 Centaur Street, Revesby (Main)
Street address	72 CENTAUR Street REVESBY 2212
Local Government Area	Canterbury-Bankstown Council
Plan type and number	Deposited Plan DP1528
Lot number	10
Section number	J

Project type

Dwelling type	Dwelling house (detached)
Type of alteration and addition	The estimated development cost for my renovation work is \$50,000 or more, and does not include a pool (and/or spa).
N/A	N/A

Certificate Prepared by (please complete before submitting to Council or PCA)

Name / Company Name: AENEC - Office: 02 9994 8906

ABN (if applicable): 32612556377

Fixtures and systems	Show on DA Plans	Show on CC/CDC Plans & specs	Certifier Check
Lighting			
The applicant must ensure a minimum of 40% of new or altered light fixtures are fitted with fluorescent, compact fluorescent, or light-emitting-diode (LED) lamps.		✓	✓
Fixtures			
The applicant must ensure new or altered showerheads have a flow rate no greater than 9 litres per minute or a 3 star water rating.		✓	✓
The applicant must ensure new or altered toilets have a flow rate no greater than 4 litres per average flush or a minimum 3 star water rating.		✓	✓
The applicant must ensure new or altered taps have a flow rate no greater than 9 litres per minute or minimum 3 star water rating.		✓	

Construction			Show on DA Plans	Show on CC/CDC Plans & specs	Certifier Check																		
Insulation requirements																							
The applicant must construct the new or altered construction (floor(s), walls, and ceilings/roofs) in accordance with the specifications listed in the table below, except that a) additional insulation is not required where the area of new construction is less than 2m2, b) insulation specified is not required for parts of altered construction where insulation already exists.			✓	✓	✓																		
<table><tr><th>Construction</th><th>Additional insulation required (R-value)</th><th>Other specifications</th></tr><tr><td>concrete slab on ground floor.</td><td>nil</td><td>N/A</td></tr><tr><td>suspended floor with enclosed subfloor: concrete (R0.6).</td><td>R0.70 (down) (or R1.30 including construction)</td><td>N/A</td></tr><tr><td>floor above existing dwelling or building.</td><td>nil</td><td>N/A</td></tr><tr><td>external wall: cavity brick</td><td>nil</td><td></td></tr><tr><td>flat ceiling, pitched roof</td><td>ceiling: R3.00 (up), roof: foil/sarking</td><td>dark (solar absorptance > 0.70)</td></tr></table>			Construction	Additional insulation required (R-value)	Other specifications	concrete slab on ground floor.	nil	N/A	suspended floor with enclosed subfloor: concrete (R0.6).	R0.70 (down) (or R1.30 including construction)	N/A	floor above existing dwelling or building.	nil	N/A	external wall: cavity brick	nil		flat ceiling, pitched roof	ceiling: R3.00 (up), roof: foil/sarking	dark (solar absorptance > 0.70)			
Construction	Additional insulation required (R-value)	Other specifications																					
concrete slab on ground floor.	nil	N/A																					
suspended floor with enclosed subfloor: concrete (R0.6).	R0.70 (down) (or R1.30 including construction)	N/A																					
floor above existing dwelling or building.	nil	N/A																					
external wall: cavity brick	nil																						
flat ceiling, pitched roof	ceiling: R3.00 (up), roof: foil/sarking	dark (solar absorptance > 0.70)																					

Glazing requirements	Show on DA Plans	Show on CC/CDC Plans & specs	Certifier Check
Windows and glazed doors			
The applicant must install the windows, glazed doors and shading devices, in accordance with the specifications listed in the table below. Relevant overshadowing specifications must be satisfied for each window and glazed door.	✓	✓	✓
The following requirements must also be satisfied in relation to each window and glazed door:		✓	✓
Each window or glazed door with standard aluminium or timber frames and single clear or toned glass may either match the description, or, have a U-value and a Solar Heat Gain Coefficient (SHGC) no greater than that listed in the table below. Total system U-values and SHGCs must be calculated in accordance with National Fenestration Rating Council (NFRC) conditions.		✓	✓
Each window or glazed door with improved frames, or pyrolytic low-e glass, or clear/air gap/clear glazing, or toned/air gap/clear glazing must have a U-value and a Solar Heat Gain Coefficient (SHGC) no greater than that listed in the table below. Total system U-values and SHGCs must be calculated in accordance with National Fenestration Rating Council (NFRC) conditions. The description is provided for information only. Alternative systems with complying U-value and SHGC may be substituted.		✓	✓
For projections described as a ratio, the ratio of the projection from the wall to the height above the window or glazed door sill must be at least that shown in the table below.	✓	✓	✓

Glazing requirements							Show on DA Plans	Show on CC/CDC Plans & specs	Certifier Check
Windows and glazed doors glazing requirements									
Window/door number	Orientation	Area of glass including frame (m2)	Overshadowing height (m)	Overshadowing distance (m)	Shading device	Frame and glass type			
THEATER	N	2.7	0	0	none	timber or uPVC, double Lo-Tsol/air gap/clear, (U-value: 2.3, SHGC: 0.19)			
THEATER	N	1.89	0	0	none	timber or uPVC, double Lo-Tsol/air gap/clear, (U-value: 2.3, SHGC: 0.19)			
GYM	N	0.9	0	0	none	timber or uPVC, double Lo-Tsol/air gap/clear, (U-value: 2.3, SHGC: 0.19)			
GYM	N	2.7	0	0	none	timber or uPVC, double Lo-Tsol/air gap/clear, (U-value: 2.3, SHGC: 0.19)			
GYM	E	1.26	0	0	projection/ height above sill ratio ≥0.43	standard aluminium, single clear, (or U-value: 7.63, SHGC: 0.75)			

Glazing requirements							Show on DA Plans	Show on CC/CDC Plans & specs	Certifier Check
Window/door number	Orientation	Area of glass including frame (m2)	Overshadowing height (m)	Overshadowing distance (m)	Shading device	Frame and glass type			
GAMES	N	2.7	0	0	projection/ height above sill ratio ≥0.43	standard aluminium, single clear, (or U-value: 7.63, SHGC: 0.75)			
GYM	S	2.7	0	0	none	standard aluminium, single clear, (or U-value: 7.63, SHGC: 0.75)			
GYM	S	1.89	0	0	none	standard aluminium, single clear, (or U-value: 7.63, SHGC: 0.75)			
WC	S	0.9	0	0	none	standard aluminium, single clear, (or U-value: 7.63, SHGC: 0.75)			
STORE	S	1.05	0	0	none	standard aluminium, single clear, (or U-value: 7.63, SHGC: 0.75)			


Glazing requirements							Show on DA Plans	Show on CC/CDC Plans & specs	Certifier Check
Windows and glazed doors glazing requirements									
Window/door number	Orientation	Area of glass including frame (m2)	Overshadowing height (m)	Overshadowing distance (m)	Shading device	Frame and glass type			
STORE	W	2.7	0	0	projection/ height above sill ratio ≥0.43	standard aluminium, single clear, (or U-value: 7.63, SHGC: 0.75)			
THEATER	W	4.8	0	0	projection/ height above sill ratio ≥0.43	standard aluminium, single clear, (or U-value: 7.63, SHGC: 0.75)			
BILLIARD	N	2.7	0	0	projection/ height above sill ratio ≥0.23	standard aluminium, single pyrolytic low-e, (U- value: 5.7, SHGC: 0.47)			
STUDY1	N	2.7	0	0	projection/ height above sill ratio ≥0.23	standard aluminium, single pyrolytic low-e, (U- value: 5.7, SHGC: 0.47)			
STUDY1	E	2.7	0	0	projection/ height above sill ratio ≥0.23	standard aluminium, single pyrolytic low-e, (U- value: 5.7, SHGC: 0.47)			


Glazing requirements							Show on DA Plans	Show on CC/CDC Plans & specs	Certifier Check
Window/door number	Orientation	Area of glass including frame (m2)	Overshadowing height (m)	Overshadowing distance (m)	Shading device	Frame and glass type			
ENS1	E	0.81	0	0	projection/ height above sill ratio ≥0.36	standard aluminium, single clear, (or U-value: 7.63, SHGC: 0.75)			
ENS2	E	0.81	0	0	projection/ height above sill ratio ≥0.36	standard aluminium, single pyrolytic low-e, (U- value: 5.7, SHGC: 0.47)			
STUDY2	E	2.7	0	0	projection/ height above sill ratio ≥0.23	standard aluminium, single pyrolytic low-e, (U- value: 5.7, SHGC: 0.47)			
STUDY2	S	1.26	0	0	projection/ height above sill ratio ≥0.43	standard aluminium, single clear, (or U-value: 7.63, SHGC: 0.75)			
BILLIARD	S	1.05	0	0	projection/ height above sill ratio ≥0.43	standard aluminium, single clear, (or U-value: 7.63, SHGC: 0.75)			


Glazing requirements							Show on DA Plans	Show on CC/CDC Plans & specs	Certifier Check
Windows and glazed doors glazing requirements									
Window/door number	Orientation	Area of glass including frame (m2)	Overshadowing height (m)	Overshadowing distance (m)	Shading device	Frame and glass type			
BILLIARD	W	4.32	0	0	projection/ height above sill ratio ≥0.43	standard aluminium, single clear, (or U-value: 7.63, SHGC: 0.75)			
BILLIARD	W	1.35	0	0	projection/ height above sill ratio ≥0.43	standard aluminium, single clear, (or U-value: 7.63, SHGC: 0.75)			
BILLIARD	W	1.35	0	0	projection/ height above sill ratio ≥0.43	standard aluminium, single clear, (or U-value: 7.63, SHGC: 0.75)			
BILLIARD	W	4.32	0	0	projection/ height above sill ratio ≥0.43	standard aluminium, single clear, (or U-value: 7.63, SHGC: 0.75)			

Legend

In these commitments, "applicant" means the person carrying out the development.

Commitments identified with a  in the "Show on DA plans" column must be shown on the plans accompanying the development application for the proposed development (if a development application is to be lodged for the proposed development).

Commitments identified with a  in the "Show on CC/CDC plans & specs" column must be shown in the plans and specifications accompanying the application for a construction certificate / complying development certificate for the proposed development.

Commitments identified with a  in the "Certifier check" column must be certified by a certifying authority as having been fulfilled, before a final occupation certificate for the development may be issued.